

# BALL LOCK PILOTS



## LIGHT DUTY

STANDARD STYLE



**MLT**

BULLET NOSE STYLE

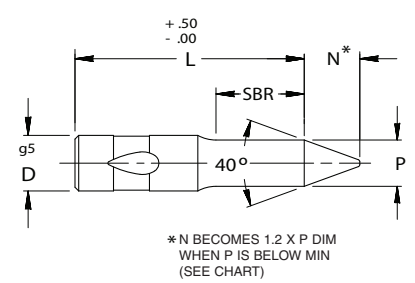
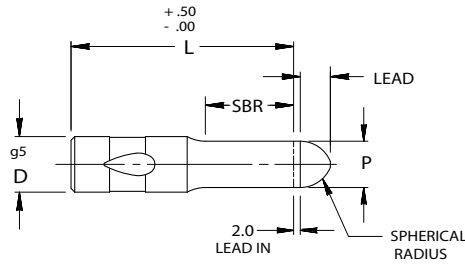
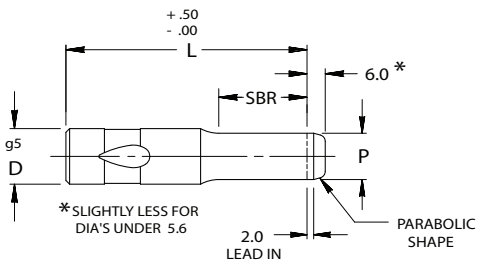


**MLP**

LONG LEAD STYLE



**MLA**



P DIM	LEAD
1.5-9.50	4
9.51-UP	10

FOR STANDARD ALTERATIONS SEE PAGES 49-54.

CATALOG TYPE	SHANK DIA D	RANGE	N	P BELOW SEE NOTE*	LENGTH "L"				
					63	71	80	90	100
ML_06	6	2.20 - 6.00	—	—	X	X	X	X	X
ML_10	10	2.50 - 10.00	8	5.64	X	X	X	X	X
ML_13	13	5.00 - 13.00	10	7.11	X	X	X	X	X
ML_16	16	8.00 - 16.00	15	10.74	X	X	X	X	X
ML_20	20	12.00 - 20.00	20	14.38	X	X	X	X	X
ML_25	25	16.00 - 25.00	25	18.00	X	X	X	X	X

### Material

Steel: M2, RC 60-63

### Standard Point Tolerance

Round P  $\begin{matrix} +.01 \\ -.00 \end{matrix}$  .01 P to D

When P = D Shank Tolerances Apply

CATALOG TYPE	SHANK D	SBR		
		NAPMA	ALTERNATES	
		STD	B	C
ML_06	6	13	10	—
ML_10	10	19	10	—
ML_13	13	19	13	25
ML_16	16	19	13	25
ML_20	20	19	13	25
ML_25	25	19	13	25

L=63 SBR MAX=19